



# Don't Compromise

Patient conditions can be unpredictable.  
Pulse oximeter safety and accuracy shouldn't be.

Using Nonin PureSAT® pulse oximeters together with Nonin PureLight® sensors is the only way to ensure you're getting clinically proven SpO<sub>2</sub> accuracy, consistency and reliability in the widest range of patients and settings. From light skin to dark skin. Neonates to adults. With motion and low perfusion. In sleep labs, hospitals and homes. Patient to patient, Nonin Medical's complete pulse oximetry systems are uncompromising.

# DID YOU KNOW?

## Mixing Nonin oximeters with other manufacturers' sensors compromises Nonin's clinically proven accuracy — and could compromise patient safety.

Beware of sensors claiming to be compatible with Nonin pulse oximeters. Nonin PureSAT oximeters are validated and cleared for use only with Nonin PureLight sensors, providing accurate readings for assessing:

- Hypoxia events related to potential sleep disorders
- Patients needing critical intervention in acute care settings
- Patients being monitored at home

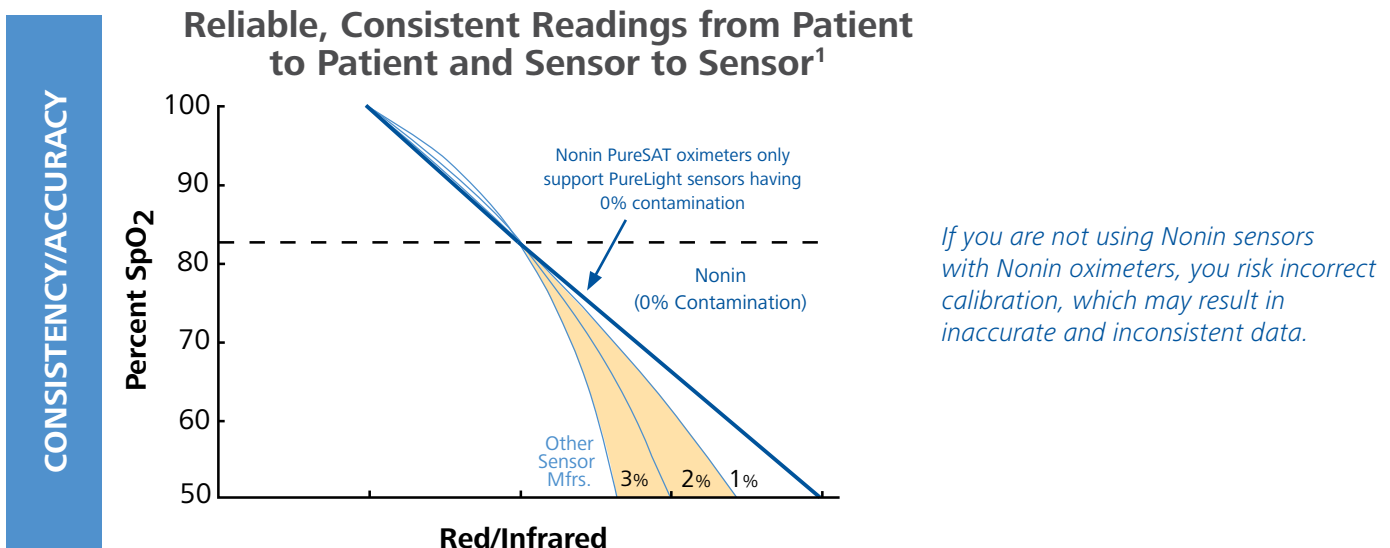
## Accuracy and safety depend on the complete pulse oximetry system performance.

ISO Standards 9919:2005 (2009) for pulse oximetry state that "pulse oximeter probes and probe cable extenders are as important in establishing the safety and accuracy of the complete pulse oximeter equipment as is the pulse oximeter monitor itself." Nonin Medical is fully compliant in meeting this international quality standard.

# IT'S A FACT

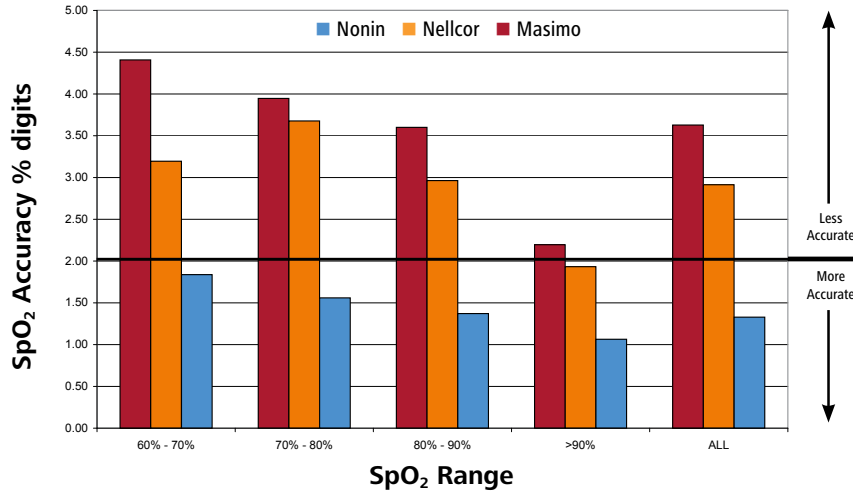
## Only Nonin PureSAT® pulse oximeters and PureLight™ sensors provide clinically proven SpO<sub>2</sub> accuracy in the widest range of patients and settings.

Unlike some sensors that emit impure light which can shift oximeter calibration curves at SpO<sub>2</sub> levels below 80 percent, Nonin PureLight sensors emit pure, clean LED light to eliminate variations in readings from patient to patient and sensor to sensor. In addition, with Nonin Purelight sensors, accuracy is not degraded due to skin pigmentation.



**DARK SKIN PIGMENTATION**

**Industry-Leading Accuracy<sup>2</sup>**

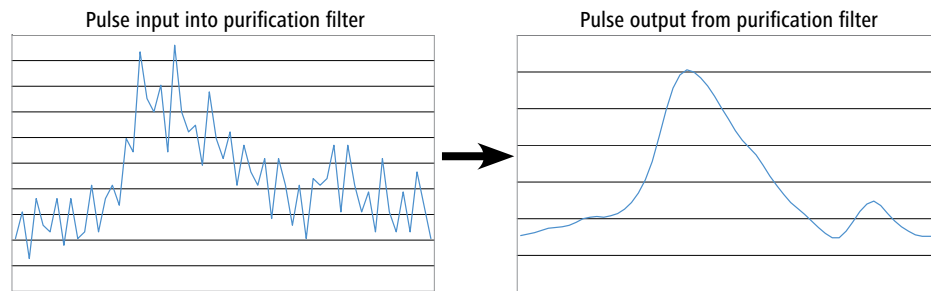


*Nonin demonstrates superior accuracy in the most challenging conditions (e.g., dark skin pigmentation).*

Nonin PureSAT pulse oximetry technology uses pulse-by-pulse filtering to provide precise oximetry measurements — even in the presence of motion, low perfusion, and other conditions. By reading the entire plethysmographic waveform, PureSAT signal processing prefilters the pulse signals to remove undesirable signals. Advanced algorithms then separate the pulse signals from artifact and interference — leaving only the true pulse.

**Reliable Measurements in Low Perfusion<sup>3</sup>**

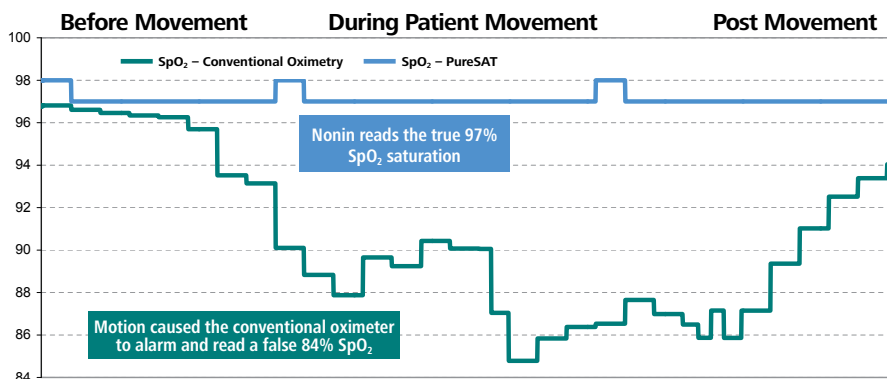
*The removal of noise artifact is crucial to an oximeter's ability to accurately assess SpO<sub>2</sub> in low perfusion. PureSAT employs powerful filtering to achieve dependable, proven accuracy in low perfusion.*



**LOW PERFUSION**

**MOTION**

**Elimination of False Alarms Due to Patient Movement<sup>4</sup>**



*A comparison of Nonin's PureSAT technology with conventional oximetry during a patient movement event shows that PureSAT's signal processing locates the true pulse in motion.*

Nonin PureSAT's smart averaging technology automatically adjusts to each patient's condition with three-second averaging or faster for quick, reliable readings on adult, pediatric, infant and neonate patients.

# The Nonin System. Uncompromising.

If you mix and match Nonin sensors and oximeters with other manufacturers' products, you risk:

- Under-reporting hypoxic events due to inaccuracy, which could result in:
  - Missed episodes of hypoxia during continuous monitoring
  - Qualified patients being incorrectly disqualified for oxygen therapy
  - Under or missed treatment for hypoxic events
  - Increased false alarms
- Having to repeat diagnostic studies (and incur related costs) due to signal drop out or excessive noise



**PalmSAT® 2500**  
Handheld Pulse Oximeter  
with 8000AA Clip Sensor



**7500**  
Tabletop Pulse Oximeter  
with 6000CI Cloth Sensor

Sensors	Handhelds	Tabletops	WristOx <sub>2</sub> Model 3150	OEM/Xpod
Soft, 8000S Series	✓	✓	✓	✓
Cloth, 6000C Series*	✓	✓	✓	✓
Flexi-Form® III, 7000 Series*	✓	✓	✓	✓
FlexiWrap®, 8000J - 8001J - 8008J Series	✓	✓	✓ (8001J Only)	✓
Durafoam, 6500 Series*	✓	✓	✓	✓
Clip 8000AA - 8000AP Series	✓	✓	✓	✓

\* Requires adapter for use with WristOx<sub>2</sub>™, Model 3150

**Don't compromise.**  
Learn more at [www.nonin.com/pulseoximetry](http://www.nonin.com/pulseoximetry).

## References:

- <sup>1</sup> On File at Nonin Medical. QATR 8155
- <sup>2</sup> Nonin Technical Bulletin M-5407, based on "Dark skin decreases the accuracy of pulse oximeters at low oxygen saturations: effects of oximeter probe type and gender," John Feiner, et al. Anesthesia and Analgesia, December, 2007.
- <sup>3</sup> On File at Nonin Medical. QATR 8814
- <sup>4</sup> On File at Nonin Medical. QATR 8814

**Nonin Medical, Inc.**  
13700 1st Avenue North  
Plymouth, MN ■ 55441-5443 ■ USA  
P +1.763.553.9968 TF 800.356.8874  
F +1.763.577.5521 E [info@nonin.com](mailto:info@nonin.com)

**Nonin Medical AB**  
Fibervägen 2, 82450  
Hudiksvall, Sweden  
P +46 650 401500  
F +46 650 401514  
E [infoint@nonin.se](mailto:infoint@nonin.se)

[www.nonin.com/pulseoximetry](http://www.nonin.com/pulseoximetry)

